

UNIVERSITY OF MINNESOTA




What's new
in the grape
and wine
program at
the
University of
Minnesota

Katie Cook, Enologist
University of Minnesota

Enology Project Goals

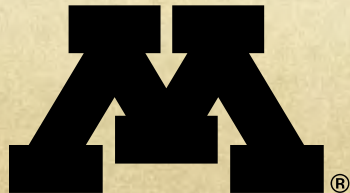
- 1) Evaluate the enological potential of new cold-hardy grape cultivars.
- 2) Evaluate and optimize processing methods needed to produce commercial-quality wines from cold-hardy grape cultivars.
- 3) Determine the primary constituents of the color and flavor compounds characteristic of wines made from cold-hardy cultivars.
- 4) Educate regional practitioners and other cold-climate North American industries impacted by UMN releases.
- 5) Contribute to undergraduate, graduate and public education.





Evaluation of potential new cold-hardy grape cultivars

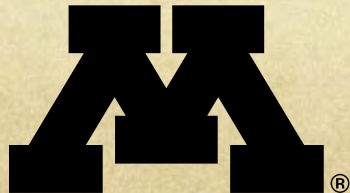
Evaluation of advanced selections from the breeding program



UNIVERSITY OF MINNESOTA

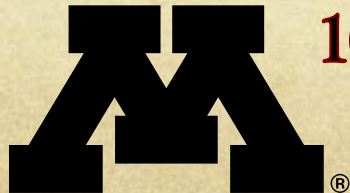
Microvinification Trials

- Vineyard watches and new selections are fermented in small carboys
- Often the fruit source is a single vine, or a panel of 4-6 vines
- 2-10 liter volume
- Basic chemistry of juice and wine is tracked over many years



Data Collected in the Winery

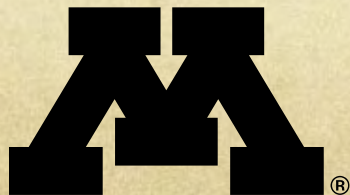
- Grapes:
 - Yield, cluster weight, berry weight
- Juice samples:
 - Brix, TA, pH, YAN (NH_3 and NOPA), Malate, Spectral analysis (color, phenolics)
- Wine Samples:
 - Residual Sugar, Malate (reds), Alcohol, SO_2 , TA, pH, Spectral analysis (color, phenolics), Sensory



1000's of wine analyses are performed each year!

Enological Challenges with Cold-Hardy Grapes

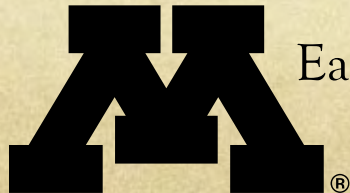
- High total acidity (often coupled with high pH)
- High Potential Alcohol (Brix)
- “Inkiness” in red cultivars (highly pigmented)
- Low tannin and/or non-extractable tannin



Evaluations in 2013

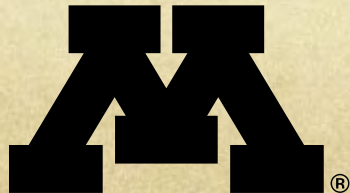
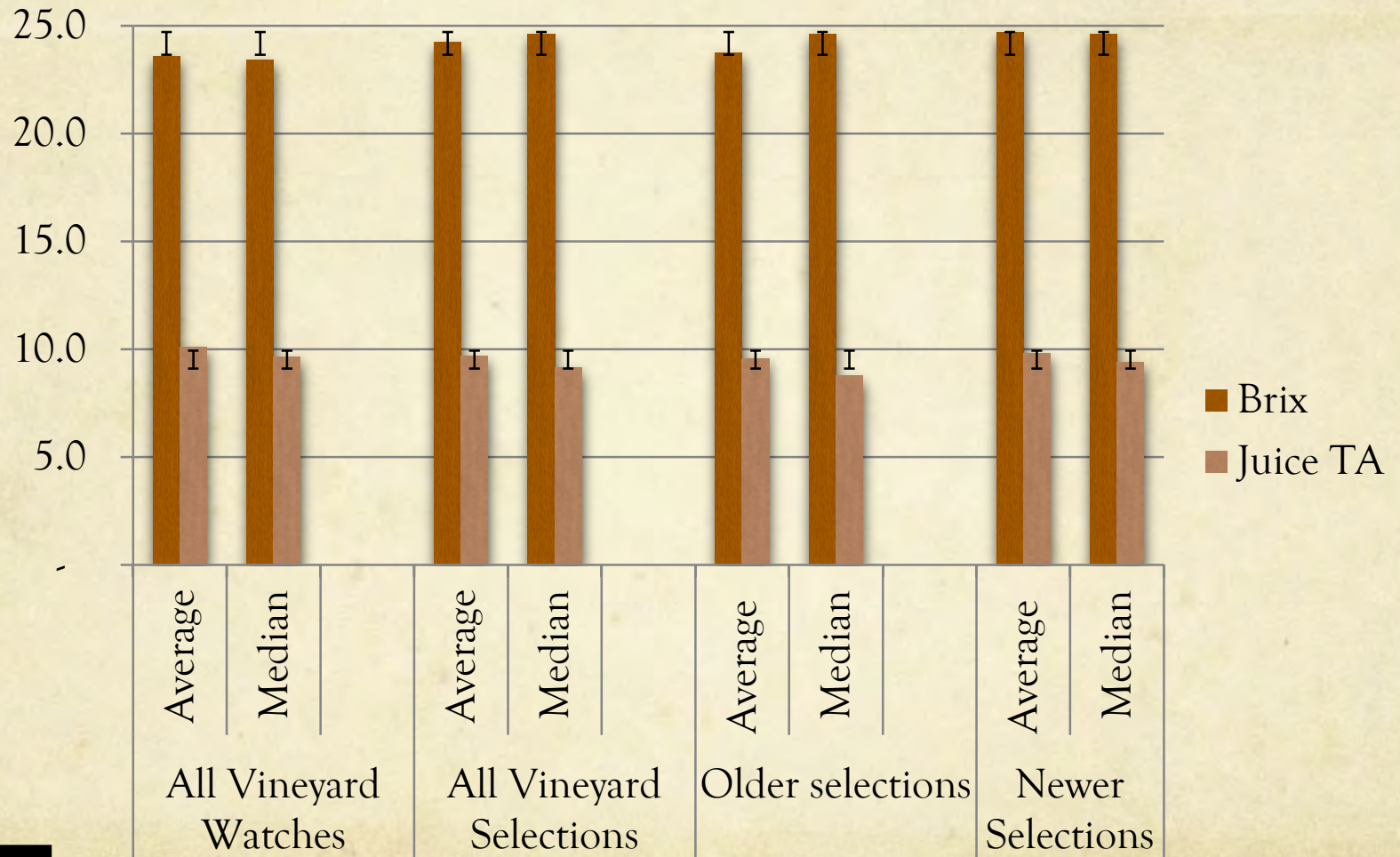
Vineyard watches		
1-2-8.4	18-6-1.3	21-2-5.8
1-3-12.7	18-6-2.3	21-3-7.5
3-5-3.3	18-6-5.7	21-6-4.4
3-18-8.1	18-6-6.4	21-11-12.8
10-29-1.5	18-6-13.7	23-7-5-5.6
10-40-8.7	18-8-11.9	23-11-4.7
10-41-3.4	18-8-12.7	
18-5-15.9	18-15-3.1	

Vineyard Selections			
MN 1214	MN 1271	MN 1280	MN 1305
MN 1220	MN 1258	MN 1282	MN 1306
MN 1241	MN 1259	MN 1284	MN 1310
MN 1245	MN 1262	MN 1285	MN 1311
MN 1246	MN 1265	MN 1288	MN 1314
MN 1250	MN 1266	MN 1293	
MN 1251	MN 1268	MN 1302	

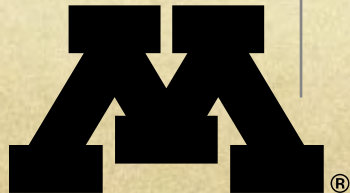
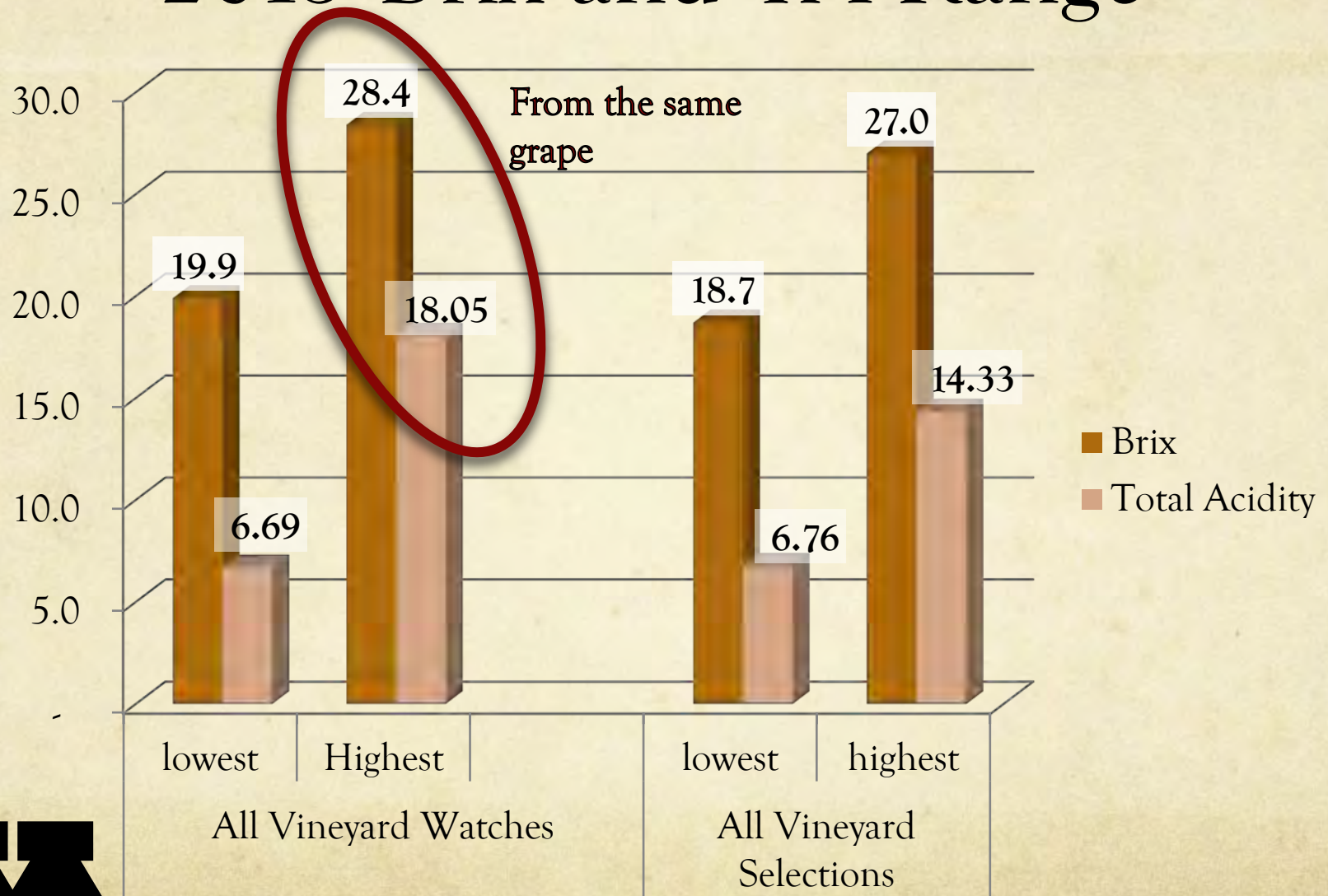


Each Individual represents a genetically unique grapevine or group of vines

2013 Average Brix and Total Acidity




2013 Brix and TA Range



VitisGen Project

- 5-year (2011-16) project funded by the USDA-National Institute of Food and Agriculture (NIFA) Specialty Crops Research Initiative
- Combines the expertise of breeders, geneticists, pathologists, physiologists, chemists, enologists, computational biologists, sociologists, economists, and the grape industry
- 12 research institutions



Cornell University



Cornell University
Cooperative Extension



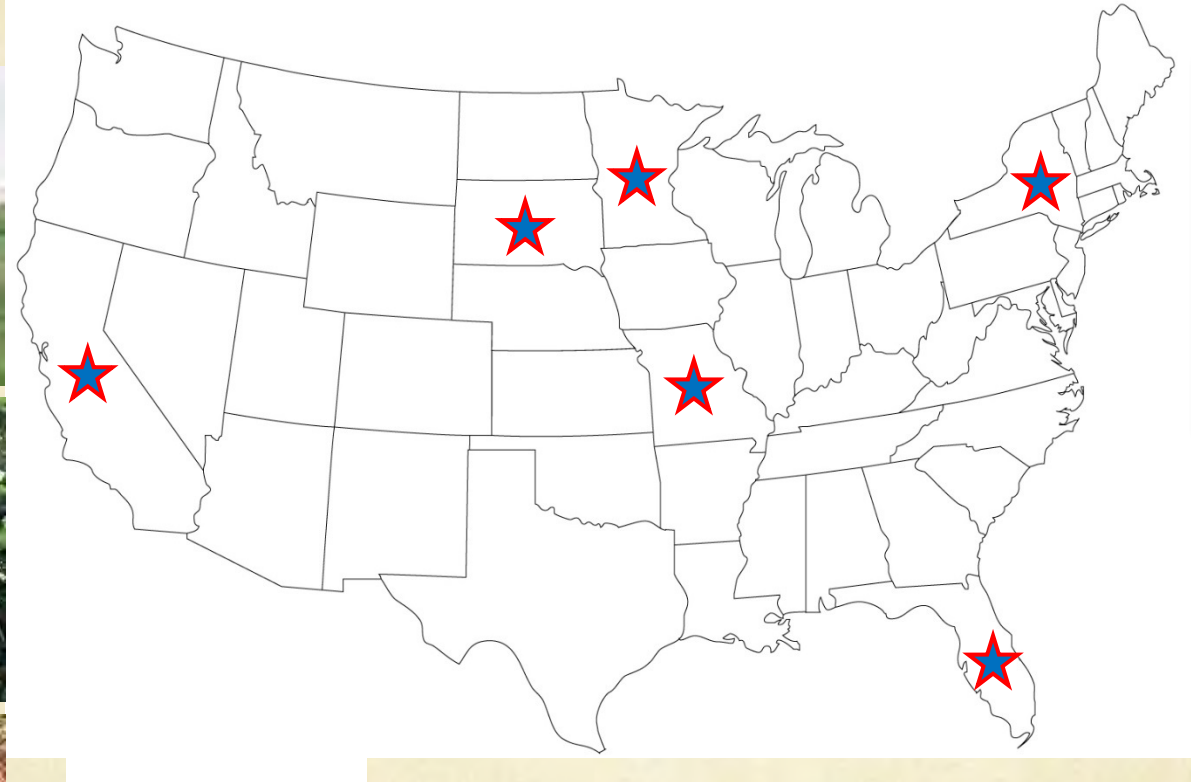
VitisGen Project Objectives

Overall project goal: To address industry needs via application of new technology to grape variety development.

1. Identify top priority traits and document their value
2. Develop new DNA markers linked with important traits
3. Apply markers to accelerate cultivar improvement
4. Enhance communication between industry, researchers, and consumers; develop educational resources in breeding and genetics



VitisGen unites breeding programs nationwide



Additional phenotyping efforts



- Black rot, **downy mildew**, **powdery mildew**, phomopsis, anthracnose, **foliar phylloxera**, and nematode resistance



- **Flower type** and flowering time



- Berry size, berry shape, **berry color**, **skin color**, and seedlessness

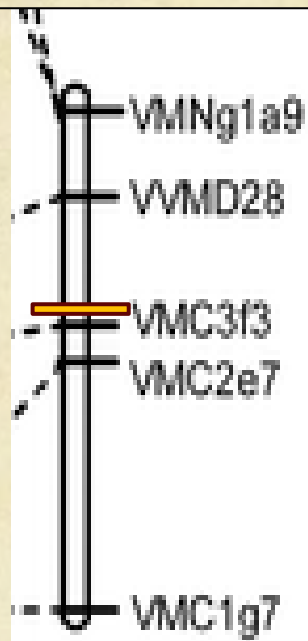


- Perform phenotypic analyses using the *VitisGen* populations
- Integrate phenotypic analyses with genotypic data to identify marker-trait associations

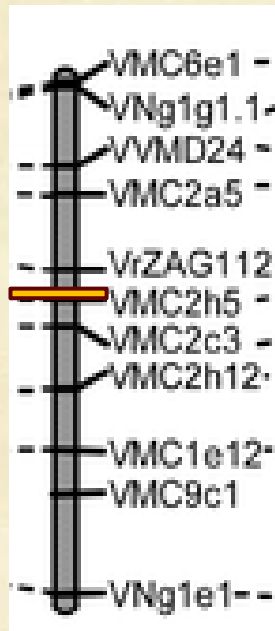


Genotype-by-Sequencing

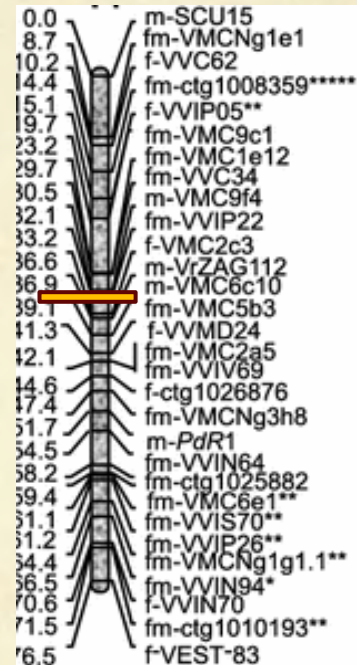
High Marker Density on a Chromosome to Precisely Map Genes



5 markers per chromosome
= 95 total



11 markers per chromosome
= 209 total



30 markers per chromosome
= 570 total



VitisGen goal
2,632 markers per chromosome
= 50,000 total

2000

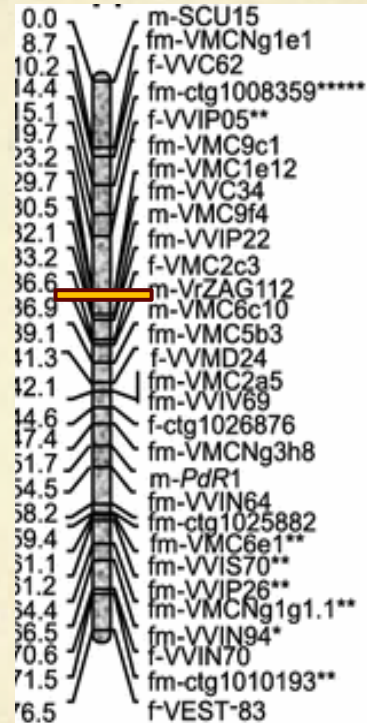
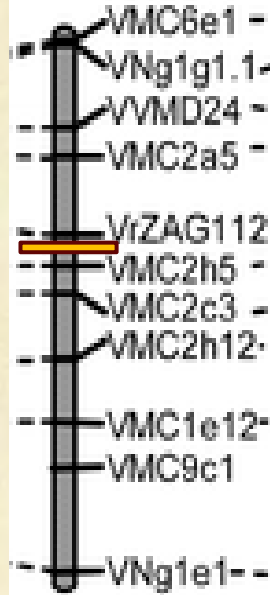
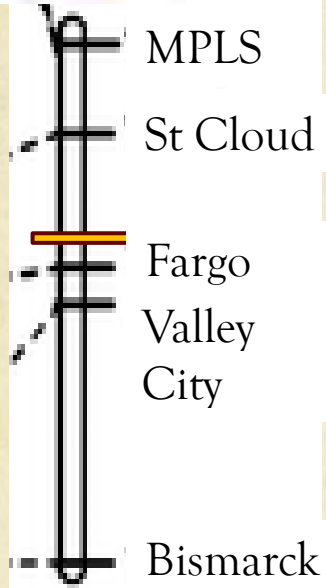
2005

2010

2015



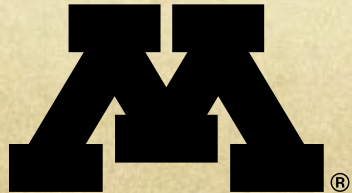
Find: Hancock Concrete on I-94



Hancock
Concrete
Mile 6.3
I-94
Glyndon
,
MN



DNA-Informed for Sex Type in Breeding Using Markers Grape



Marker-assisted Breeding

Seedling Selection

- FH x FH crosses: collect leaves from seedlings in greenhouse or nursery and screen DNA for sex gene
- Cull 25% seedlings that are FF before planting in vineyard
- Save resources that would have been wasted on female vines





• Evaluate processing methods

Winemaking methods to produce quality wines from cold-hardy grapes

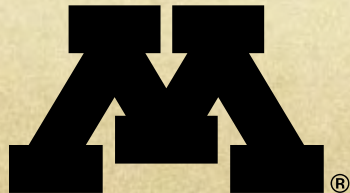




Yeast Trails with Cold-Hardy Grapes



- One of the most asked questions by winemakers is yeast recommendations for new cultivars
- One of the most difficult questions as an enologist to give a response
 - Juice Chemistry
 - Desired wine chemistry
 - Grape quality – primary aromas?
 - Desired wine style



The Northern Grapes Project is funded by the USDA's Specialty Crops Research Initiative Program of the National Institute for Food and Agriculture, Project #2011-51181-30850



2012 Yeast Trial for Cold-Hardy Grapes

Frontenac

ICV GRE

Lalvin Rhône 4600®

ICV Opale®

Frontenac Gris

Lalvin DV10

Anchor Vin13

Anchor NT 116

Marquette

ICV GRE

ICV D254®

Levuline BRG

La Crescent

Lalvin DV10

Vitilevure Elixir

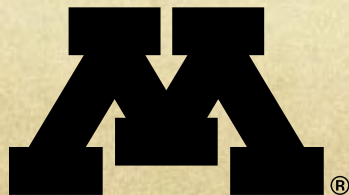
Cross Evolution®

- Yeasts were chosen based on their compatibility with challenging chemistry of cold-hardy cultivars
- Wanted to enhance certain classes of aroma compounds
- Same trial was repeated on fruit from NY and VT



2012 Yeast Trial for Cold-Hardy Grapes

- Intends to be a 3-year study pending Farm Bill Renewal
- DV10 and ICV GRE are “neutral” yeasts that will be used as a control over the three vintages
- Two different commercial yeast strains will be used for each cultivar to compare against the control



Each fermentation is replicated for a total of 24 different wine lots for each vineyard site



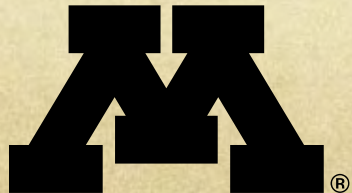
Northern Grapes Project Yeast Strain Trial



UNIVERSITY OF MINNESOTA

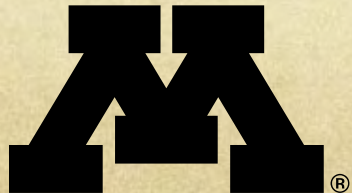
Sensory Studies

- Wines bottled in 2013 were part of a sensory evaluation to determine whether there was a different in preference for the finished wines
- Descriptive analysis of all fermentation lots from each site will be performed at Cornell University



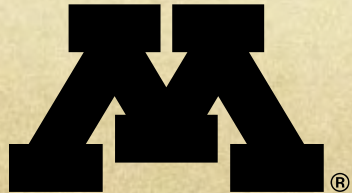
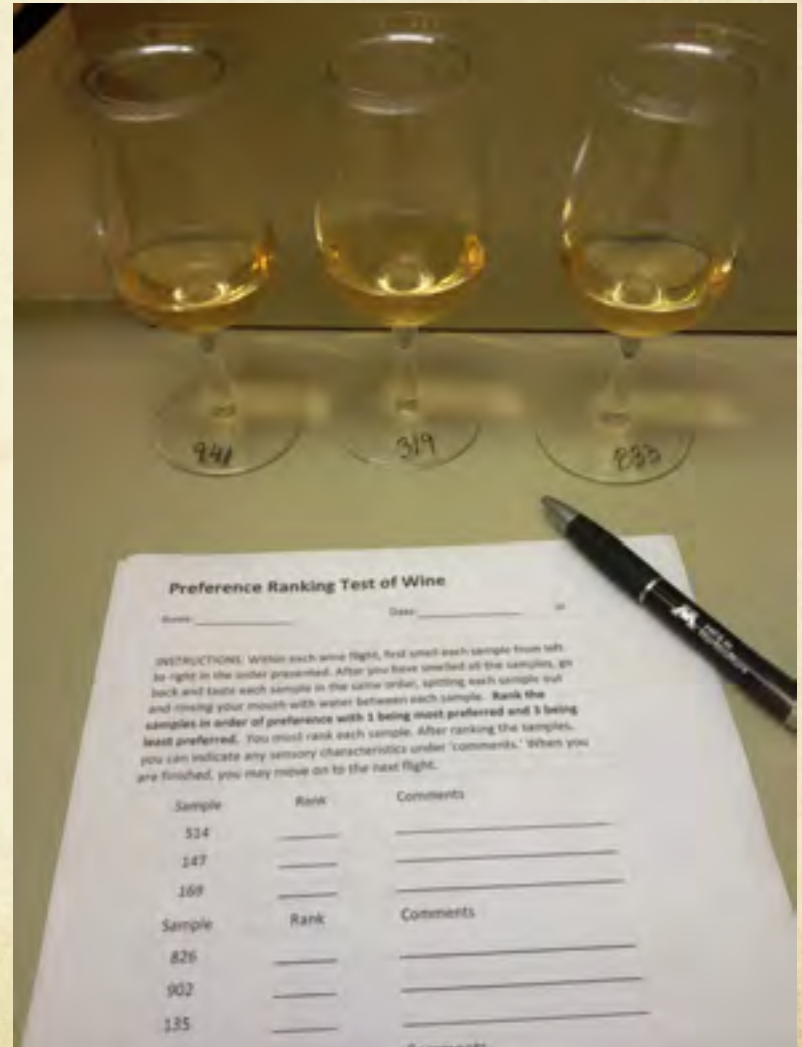
Preference Study

- We recruited a panel of 27 judges
 - All were familiar with wine made from cold-hardy grapes
 - 16 men and 11 women
 - Age range from 26 to 74 with a median age of 50



Preference Study

- Judges scored the wines in order of preference, with 1=most preferred, and 3=least preferred
- Total points for each wine were tallied.
- A lower score indicates a higher overall preference (more #1 ranks) by the judges.
- Statistical analysis was done using the Basker Critical Values for Rank Sum.



Results

	Rank Sum
Frontenac - ICV GRE	49 a
Frontenac - ICV OPALE®	50 a
Frontenac - Rhône 4600®	56 a

	Rank Sum
La Crescent - DV10	63 a
La Crescent - Elixir	52 a
La Crescent - Cross Evolution®	47 a

	Rank Sum
Marquette - ICV GRE	54 a
Marquette - D254®	54 a
Marquette - ICV BRG	54 a

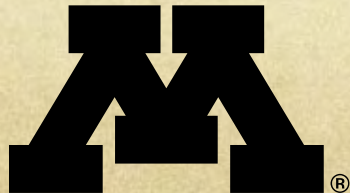
	Rank Sum
Frontenac Gris - DV10	55 a
Frontenac Gris - NT 116	52 a
Frontenac Gris - Vin 13	55 a

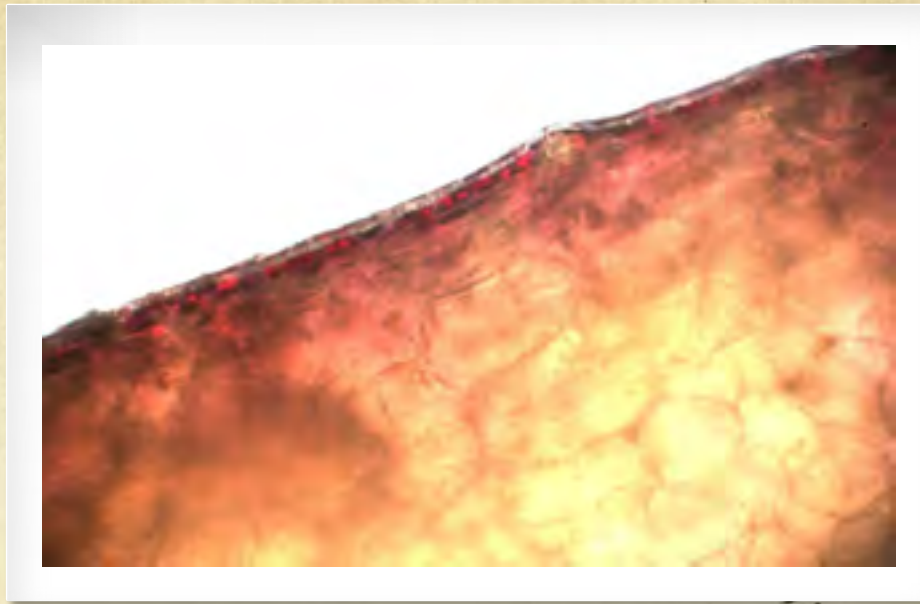
No difference in preference was found for any of the yeast strains used in the trial



What the Results Mean

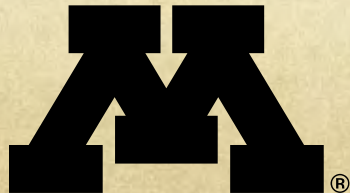
- Doesn't mean that the wines were not different!
- Individuals found the wines to be quite different, but over the panel of 27 people, there was no consensus over ***preference***
- Individual preference didn't translate to a group consensus for preference
- Any of the yeasts used in the trial would give good outcomes for the finished product






Evaluation of Color and Flavor Compounds

Characteristic to wines made from new cold-hardy grapes

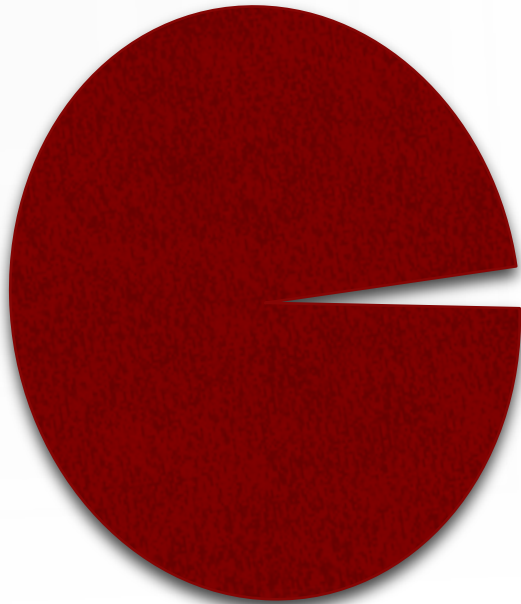


2-mm cross sections of grape were removed with a razor blade

These Cross-Sections were then observed under a microscope



Grape Berry



Skin

Top View of Cross-Section

Pulp




Microscope Viewer

Diagram of Cross-Section

Thank you to Dr. Chengbin Chen for helping with dissections.





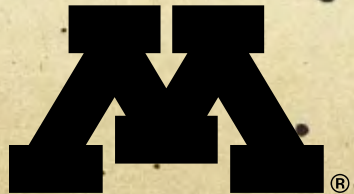
Skin layer of cells

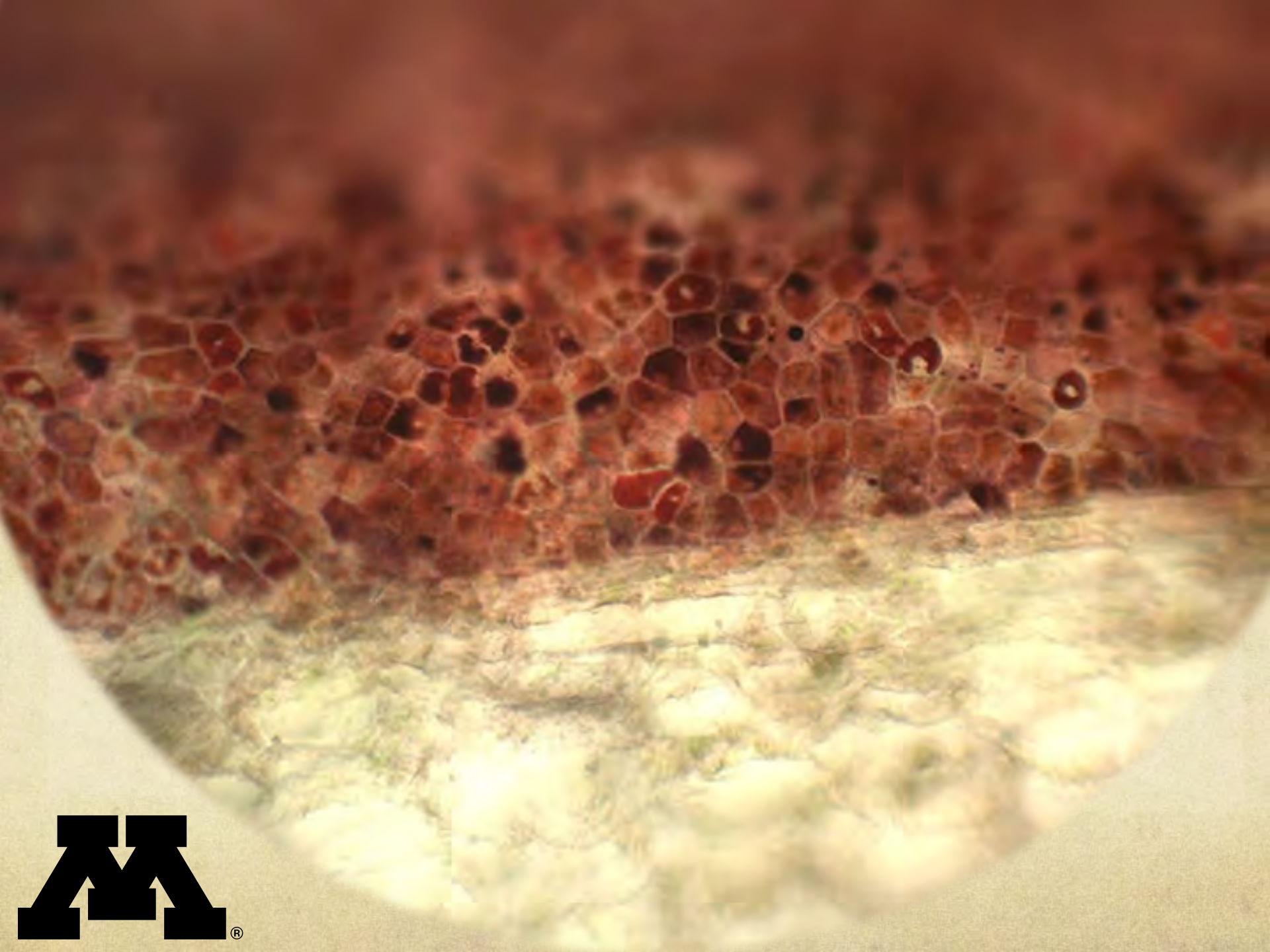
- Small, polygonal shape
- Contain Color (anthocyanin)
- Anthocyanin inclusions

Pulp layer of cells

- Large, longitudinal cells
- No color
- No anthocyanin inclusions

Cross Section of Pinot Gris






Skin Layer

Pinot Gris at Veraison

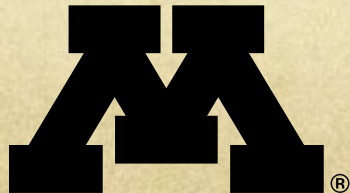


Alicante Bouschet Ripening

Fig. 1 Pigmentation of the Alicante Bouschet fruit in asynchronous berries collected at 67 DAA. Pictures of intact (a through c) and dissected (e through h) berries, and total anthocyanin content (d) in skin, flesh, and seed of green berries (a), reddening berries (b), and red berries (c). *Diagonal ticks* on the y axis indicate breaks along the y-scale



Falginella, L., G. Di Gaspero, S. D. Castellarin. (2012). Expression of flavonoid genes in the red grape berry of 'Alicante Bouschet' varies with the histological distribution of anthocyanins and their chemical composition. *Planta* 236:1037-1051



Alicante Bouschet Ripening

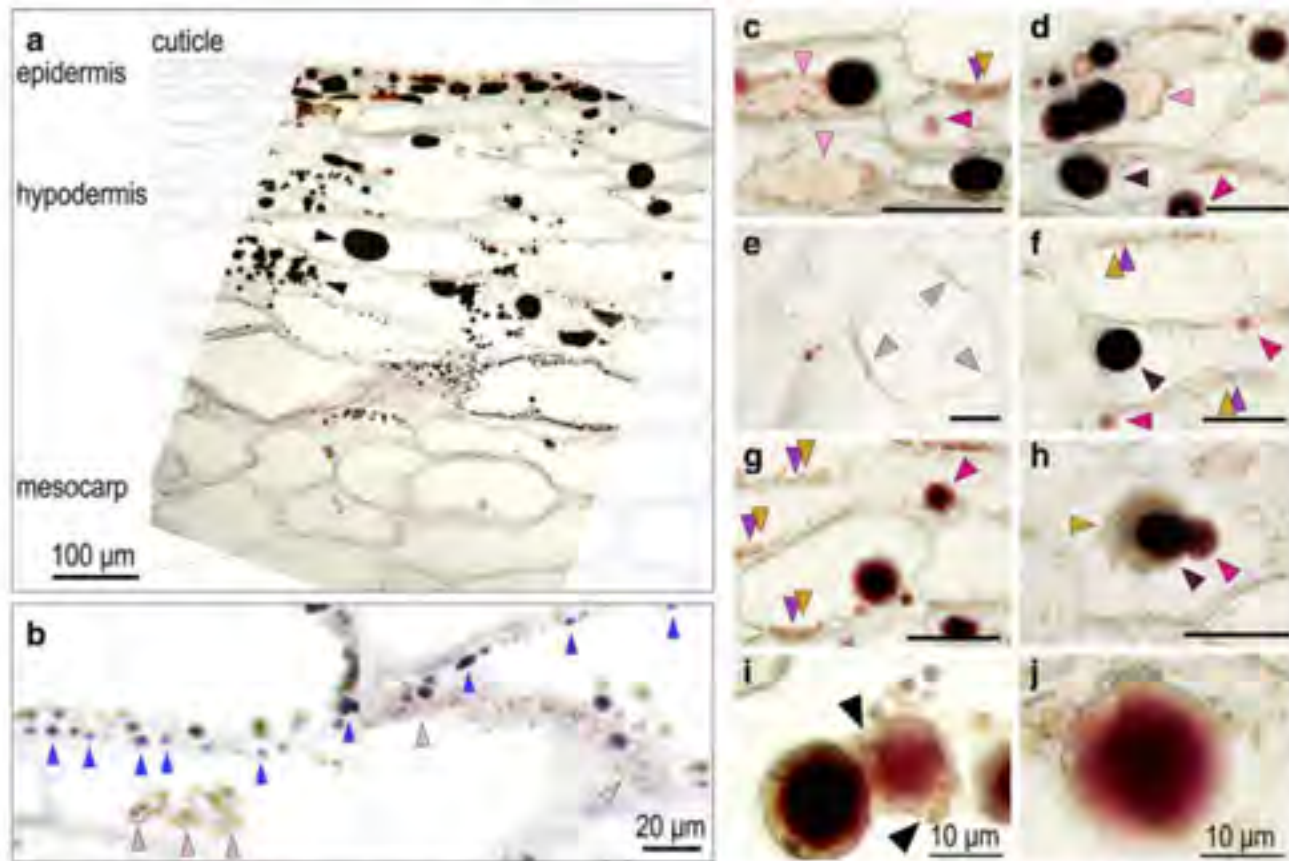
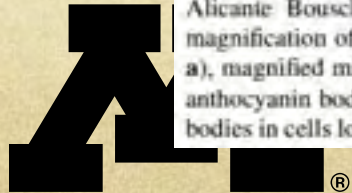
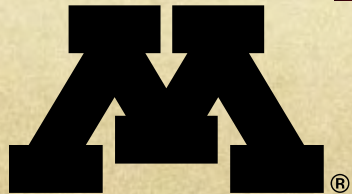



Fig. 3 Accumulation of anthocyanin bodies in the outer pericarp of Alicante Bouschet. Diagram of cell layers overlaid with a 200× magnification of the transverse section of the fruit at 87 DAA (*panel a*), magnified micrographs with *blue and pink arrowheads* indicating anthocyanin bodies with different hues (*b*), formation of anthocyanin bodies in cells located ~100 to 500 μm below the epidermis (*e–j*), and

coalescence of anthocyanin bodies (*h–j*) in a mature berry at 112 DAA. *Coloured arrowheads* indicate the central vacuole (*pink arrowheads*) and increasingly larger vesicles as described in the main text (*grey, brown, violet-red, purple, deep-purple arrowheads*); *black arrowheads* indicate small vesicles in physical contiguity with larger coalescences. *Bars in e–h* represent 50 μm

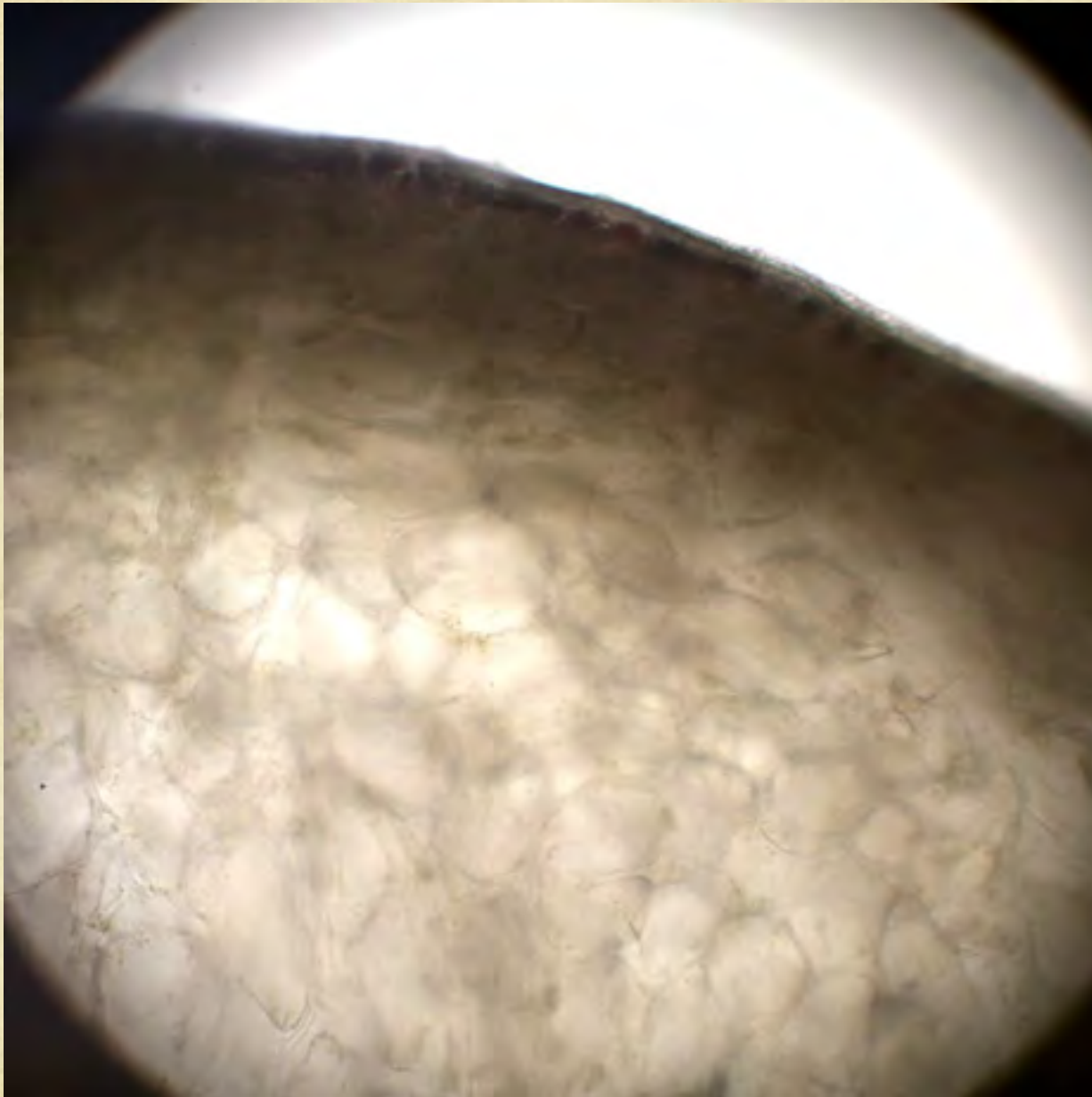




Frontenac at Veraison

Frontenac Gris at Veraison

No anthocyanin
inclusions in the
pulp cells

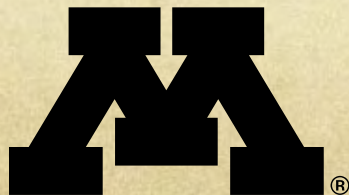




Frontenac Gris at Harvest

What this means for Frontenac Gris

- Pulp of Frontenac Gris is not entirely “colorless”
- When pressing grapes from FG to make a white wine, care should be taken to minimize the extraction of color
 - Whole-Cluster Pressing
 - Gentle extraction
 - Press fractioning – use juice collected at lower pressure for whites, higher pressings for rosé or for blending



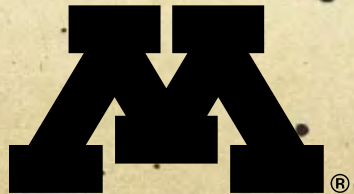


DESCRIPTIVE SENSORY

Descriptive Analysis Studies of berry ripening

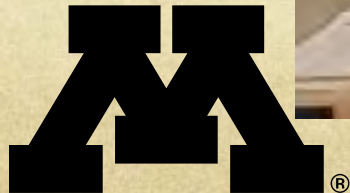

Sensory study for the Northern Grapes Project

Emily Del Bel and Dr. Zata Vickers

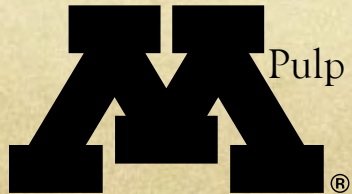
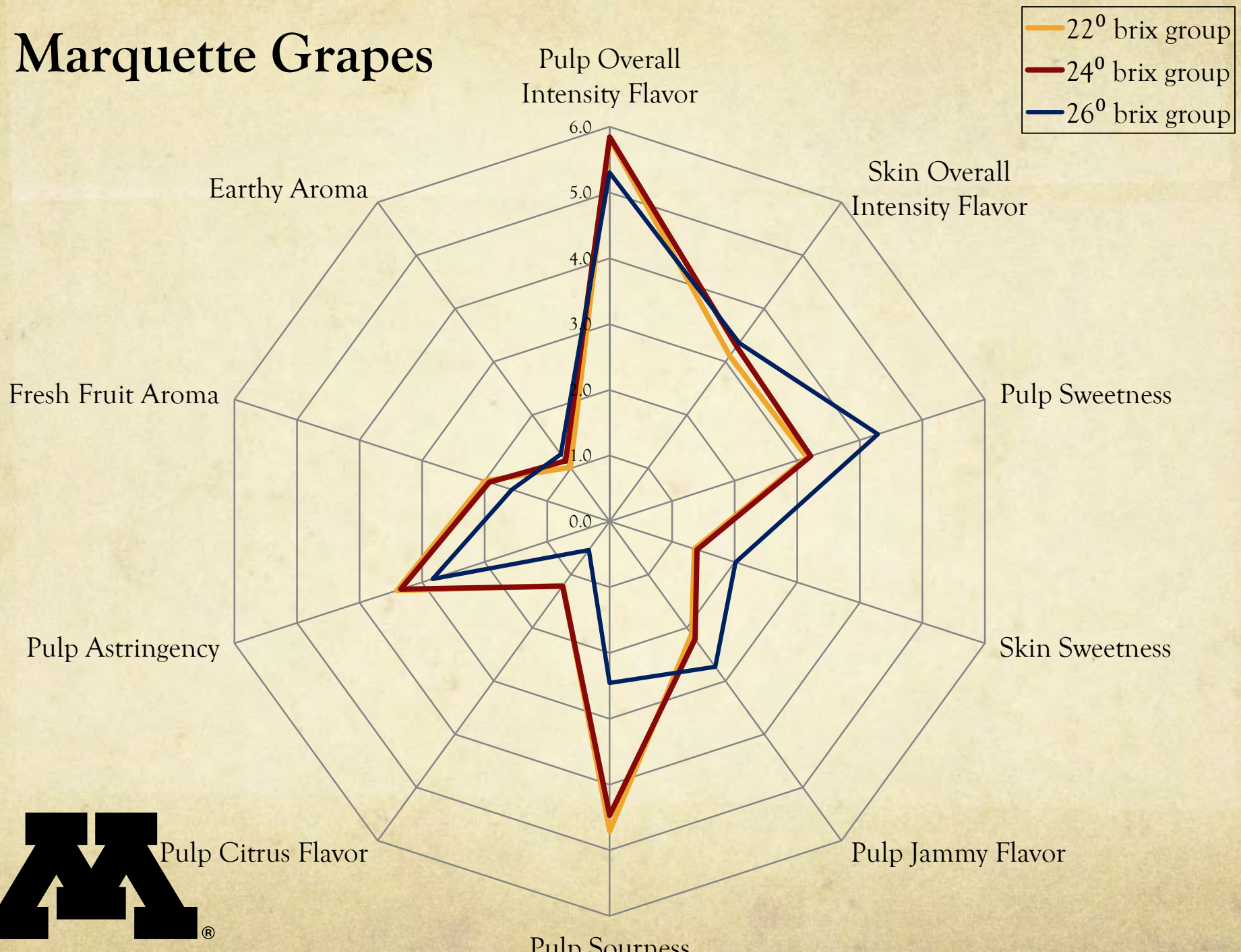


Berry Descriptive Analysis

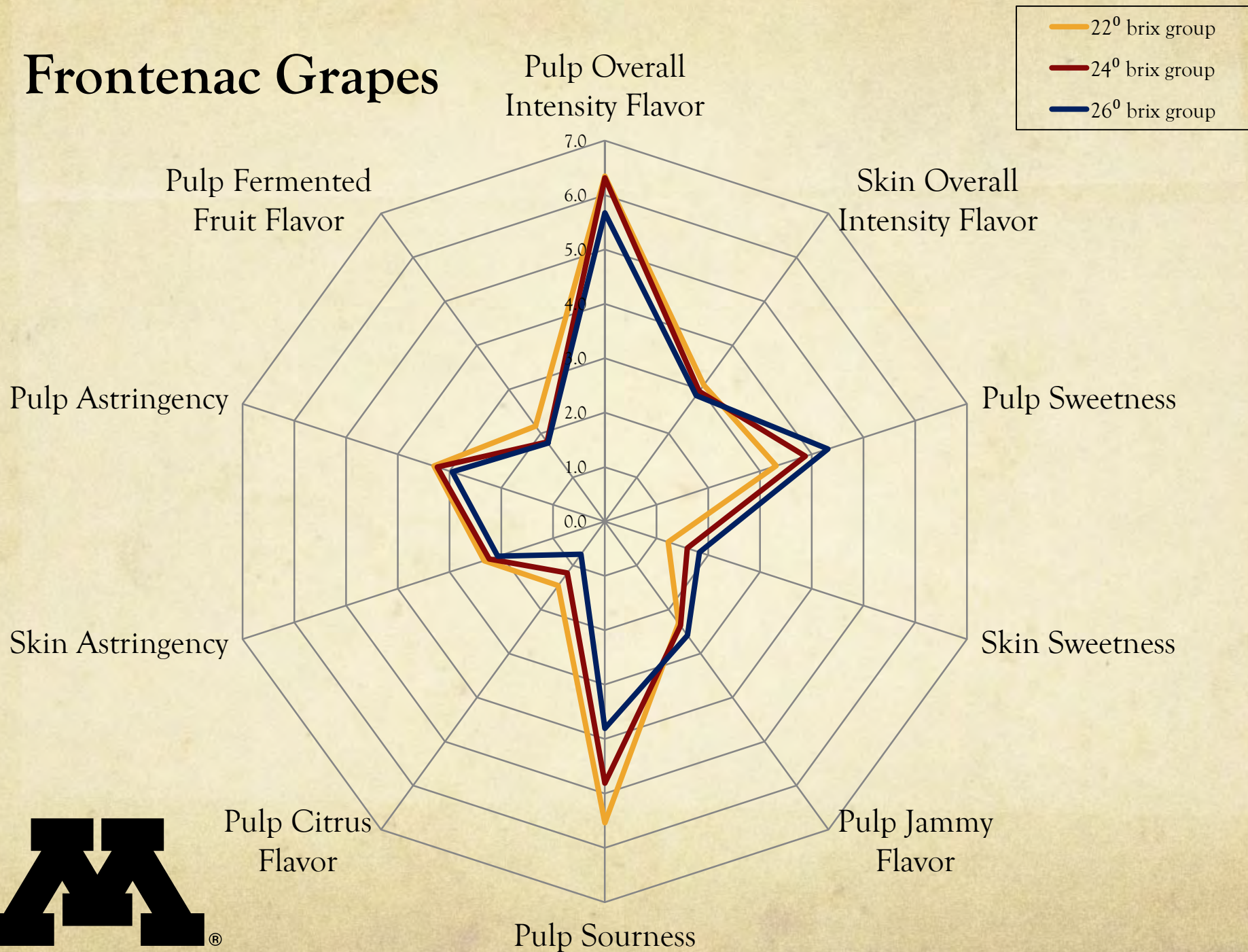
- Panel: 14 trained panelists
 - 9 females and 5 males, (ages 21-60)
 - All PROP tasters
 - Previous citric acid and butanol scale training
 - Able/willing to consume alcohol




Marquette Grapes



Frontenac Grapes





Education and Outreach Efforts



UNIVERSITY OF MINNESOTA

http://enology.umn.edu

Campuses: [Twin Cities](#) [Crookston](#) [Duluth](#) [Morris](#) [Rochester](#) [Other Locations](#)

UNIVERSITY OF MINNESOTA
Driven to Discover™

myU > One Stop >

Search U of M Web sites Search

Enology Blog

About History Cold-Hardy Grapes

POPULAR TOPICS


[acidity](#) [ASBY](#) [beverage](#) [Branch](#)
[Tobias](#) [Brix](#) [cassia](#)
[cold-hardy grape](#)
[Copper](#) [Edgewood](#) [Education](#) [Elmer](#)
[Garrison](#) [fermentation](#)
[Food](#) [pairing](#) [fox](#) [Frontenac](#)
[Frontenac Gris](#)
[grape](#) [maturation](#) [2011](#)
[Japanese](#) [Riviera](#) [La](#)
[Crescent](#) [1944](#)
[Marquette](#)
[Minnesota](#)
[Wine](#) [Northern](#) [Grapes](#)
[Project](#) [Congo](#) [passing](#) [pH](#) [2012](#) [de](#)
[taste](#) [trial](#) [site](#) [selection](#) [SO2](#) [Sorbate](#)

Yeast Selection Trials for Cold-Hardy Grapes*

AUGUST 21, 2012 BY GDD60276

One of the questions winemakers in northern climates ask most often is what yeast strains are recommended for fermenting various cold-hardy grape cultivars. While I understand why this question is asked – most catalogs selling yeast don't list 'Marquette' or 'Frontenac' as recommended cultivars for a particular strain – it is also difficult to give a recommendation based on grape cultivar alone. Variables such as growing conditions of the grapes, winemaking conditions in the cellar, and stylistic goals are all important factors in determining what yeast should be used for making a certain wine. Vintage variation (especially in northern climates) can mean that a certain outcome with a commercial yeast strain one year doesn't necessarily mean that we will have the same outcome the following year. Yeast can't enhance the spicy character of Marquette, for example, if the aroma compound(s) responsible for that character aren't in the grapes when they are harvested. Complicating matters is the fact that we are just beginning to learn what aromatic compounds might be involved in varietal aroma for these grapes!

Development of new yeasts. Before a new commercial yeast strain is released, it undergoes extensive fermentation trials, from lab-scale to commercial scale and with various grape cultivars, to understand its impact on the wine. These trials require a great deal of costly research in order to be certain that the yeast activity will be fully understood once it is released. Unfortunately, the costs of this research guarantees that more obscure grape cultivars are not typically used in these trials. You are about as likely to see yeast recommendations for Picpoul or Vermentino as you are Marquette or Frontenac Gris. Fortunately, with the assistance of the [Northern Grapes Project](#), researchers in the Midwest and Eastern US will be able to perform small-scale yeast trials this year for our cold-hardy grape cultivars.





Thank you!
Winemaker/lab manager, Nick Smith

... Also to Raina Eikaas and David Wett





Jim Luby, Fruit Breeding

Peter Hemstad, Grape Breeder

John Thull, Vineyard Manager

Jenny Thull, Vineyard Crew

