

Focus Areas For The University of Nebraska Viticulture Program



University Of Nebraska Viticulture Program
<http://agronomy.unl.edu/viticulture>

Focus Areas For The University of Nebraska Viticulture Program

- ▶ Cultivar/Genotype Evaluation
- ▶ Cold Tolerance
 - Winter
 - Spring
 - Fall
- ▶ Vineyard Establishment

Focus Areas For The University of Nebraska Viticulture Program

- ▶ Disease Management
- ▶ Insect Monitoring
- ▶ Bud Physiology
 - Bud Break Timing
 - Bud Break Delay

Focus Areas For The University of Nebraska Viticulture Program

- ▶ Reduced Input/Organic
- ▶ Trellis Systems
- ▶ Weed Management
 - Mulch Studies
 - Cover Crops
 - Phenoxy Herbicide Tolerance

Focus Areas For The University of Nebraska Viticulture Program

- ▶ Rootstocks & Winter Protection
- ▶ Propagation
- ▶ Harvest Parameters
- ▶ Wine & Juice Composition, Fruit Wines

Funding:

Richard and Lurine Kimmel Charitable Foundation,
The Nebraska Grape and Wine Board
and the University of Nebraska Institute of Agriculture and
Natural Resources

Focus Areas For The University of Nebraska Viticulture Program

- ▶ Vineyard Locations
 - Nemaha
 - Peru
 - Nebraska City
 - Pawnee City
 - Scottsbluff

Focus Areas For The University of Nebraska Viticulture Program

1971 to 2000 Normals

Weather Station	FFP (28°F)	Days <-10°F	Tmin Extreme	Abs Tmin	GDD (50°F)
Cuthills Vineyard Osmond	166	8.4	-21.0	-28	3249
Geo. Spencer Kearney 4 NE	177	3.8	-14.4	-30	3325
James Arthur Vineyard Lincoln AP	183	4.0	-15.2	-22	3605
Blue Valley Vineyard Crete	190	2.8	-14.5	-25	3714
Lovers Leap Vineyard Crawford	153	4.3	-17.5	-33	2742
Geneva Research Farm Geneva, NY	198	0.5	-7.2	-16	2485

Major Land Resource Areas and Vineyards



Bill Waltman



Table 1. Mean Hardiness Rating and Spring Bud Break for Cultivars Exhibiting Reliability

Cultivar	Mean Hardiness Rating^z	Mean Bud Break Rating^y	Remarks
Chambourcin, O.R.	6.47	2.15	
Chambourcin/3309C	6.19	1.65	
deChaunac	8.28	5.80	Late frost susceptible but fruits well on secondaries
Delaware	8.30	3.70	
Edelweiss	8.43	4.10	Sometimes hurt by late frost
Frontenac	8.66	2.80	
Lacrosse	8.33	3.60	
Marechal Foch	6.98	5.90	Late frost susceptible
Saint Croix	8.71	3.95	
Vignoles	8.11	3.70	

^z Ratings: 1 to 9, with 1 = dead and 9 = all buds alive and breaking. Averaged over four locations and three years.

^y Ratings: 1 to 6, with 1 = tight buds, 6 = buds opened and shoots elongating.

Table 2. Mean Hardiness Rating for Cultivars to Consider on a Trial Basis in Nebraska

Cultivar	Mean Hardiness Rating^z	Remarks
Bianca/3309C	5.18	Variable vigor
Catawba	5.30	Not good on heavy soils
Cayuga White	5.85	Very productive once established
Chardonel	6.20	Slow starter
Cynthiana/Norton	7.30	Small bunches, productive
Esprit	6.65	
Lemberger/3309C	6.34	Must be grafted, large clusters
Leon Millot	7.30	Similar to M. Foch, early bud break
Niagara	5.82	
Riesling/3309C	6.68	Must be grafted
Seyval Blanc	7.05	Attractive large clusters, overcropping may be a problem
Traminette	6.50	Beautiful clusters, lovely spicy wine
Trollhaugen	6.80	
Vidal Blanc	5.16	Slow starter


^z Ratings: 1 to 9, with 1 = dead and 9 = all buds alive and breaking.
Averaged over four locations and three years.

Table 3. Mean Hardiness Rating for Experimental Grape Genotypes in Nebraska

Genotype (Code #)	Mean Hardiness Rating^z	Remarks
ES 2-1-9	5.20	Named 'Sabrevois' in Quebec;
ES 3-24-7	6.70	'Prairie Star'; fruity white wines
ES 5-4-29	6.55	'Lorelei'
ES 6-1-43	4.95	'Swenson White'
ES 10-18-30	6.45	
ES 7-4-76	9.00	'Brianna'; white wines bursting with tropical fruit
MN 1131	6.95	
MN 1166	7.95	'LaCrescent'; excellent fruity white wines
MN 1197	7.50	
MN 1200	7.60	
MN 1211	7.60	Released as 'Marquette'
NY GR7	7.45	good vigor on lean soils
NY 70.809.1	7.05	Corot Noir
NY 62.122.1	5.25	Valvin Muscat
NY 73.0136.17	6.60	Noiret

^z Ratings: 1 to 9, with 1 = dead and 9 = all buds alive and breaking.

Cynthiana (Norton)



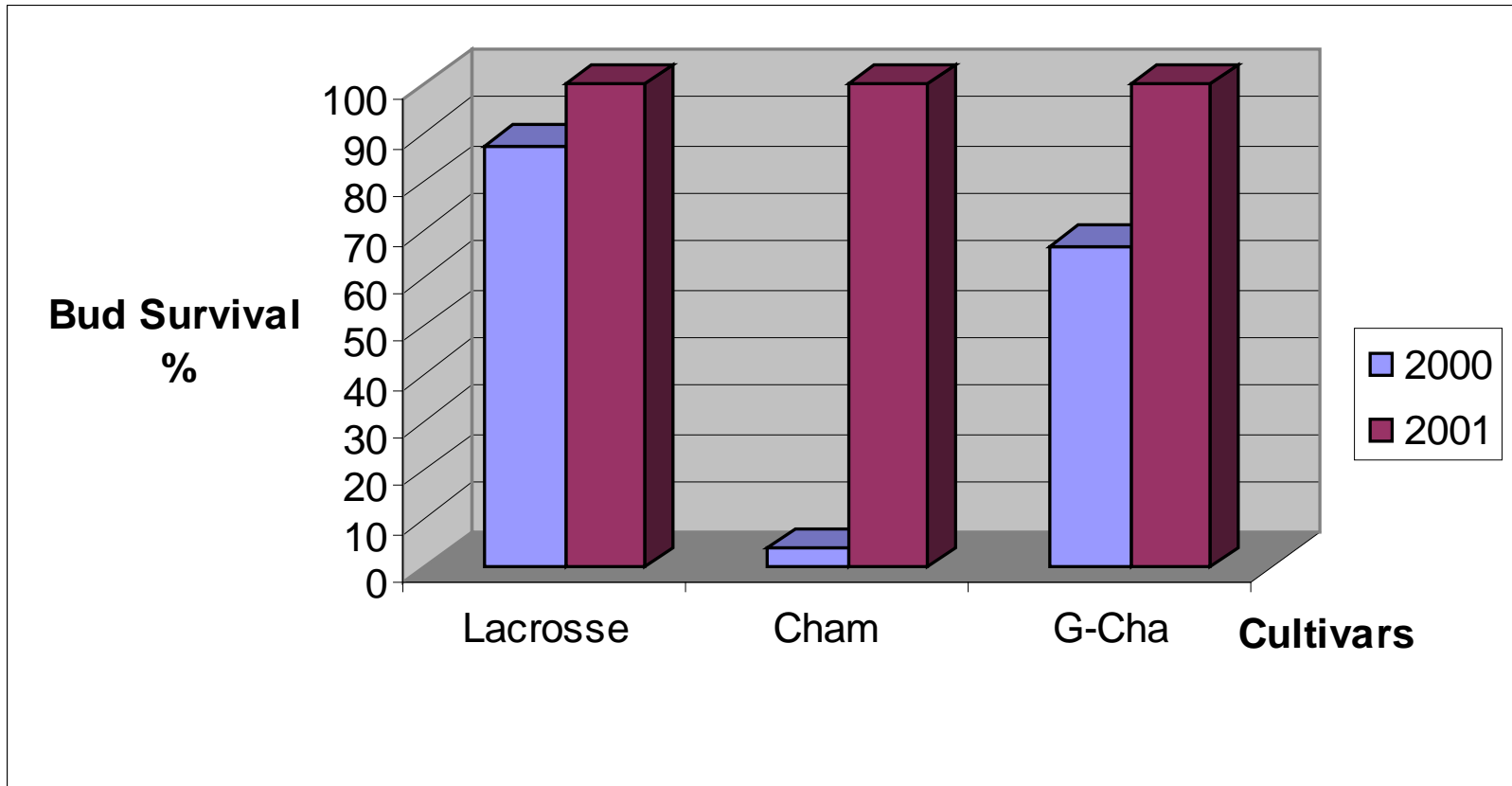
Delaware



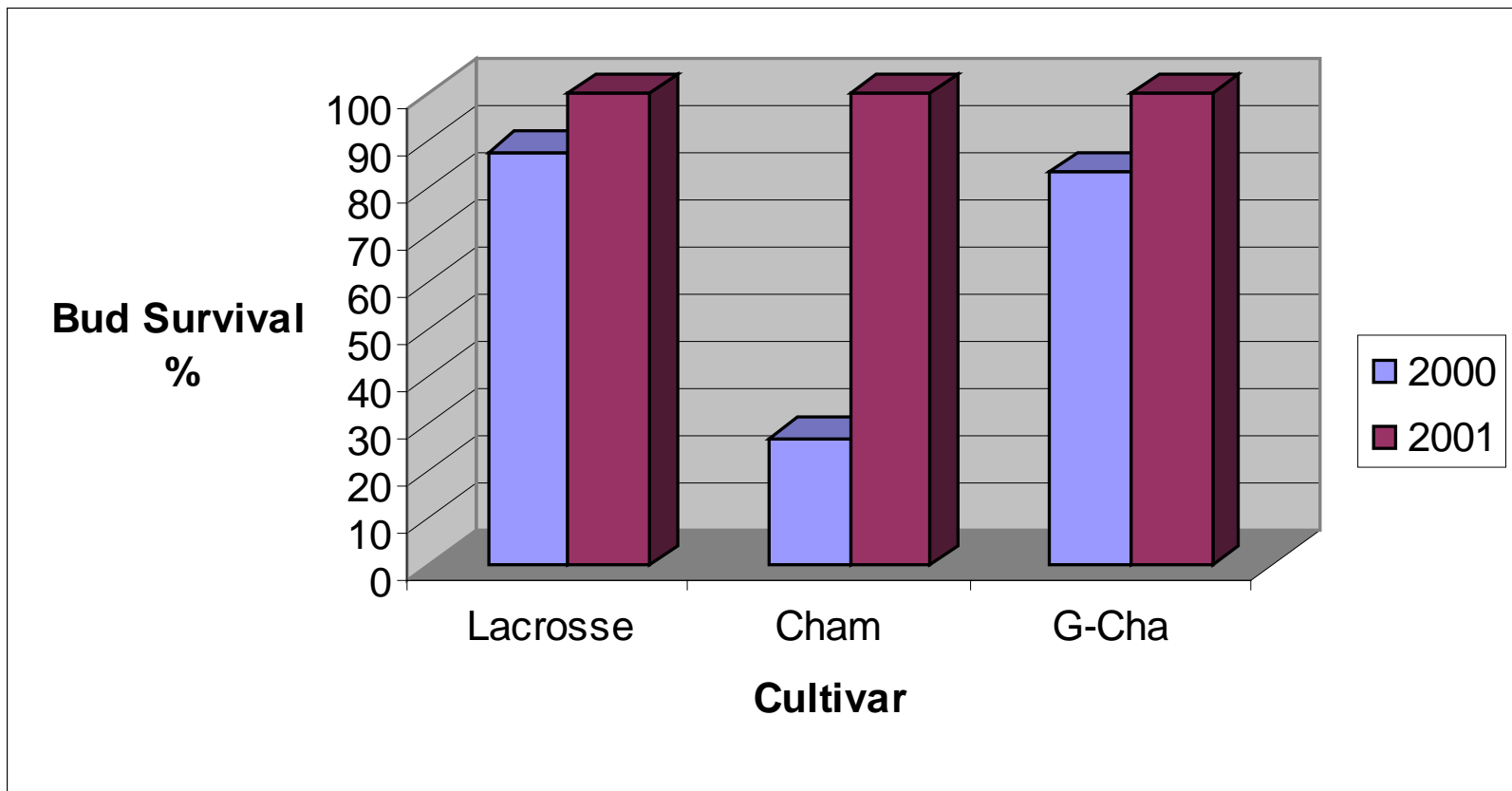
Vidal Blanc



Primary Bud Survival, February



Secondary Bud Survival, February



Dr. Sanjun Gu



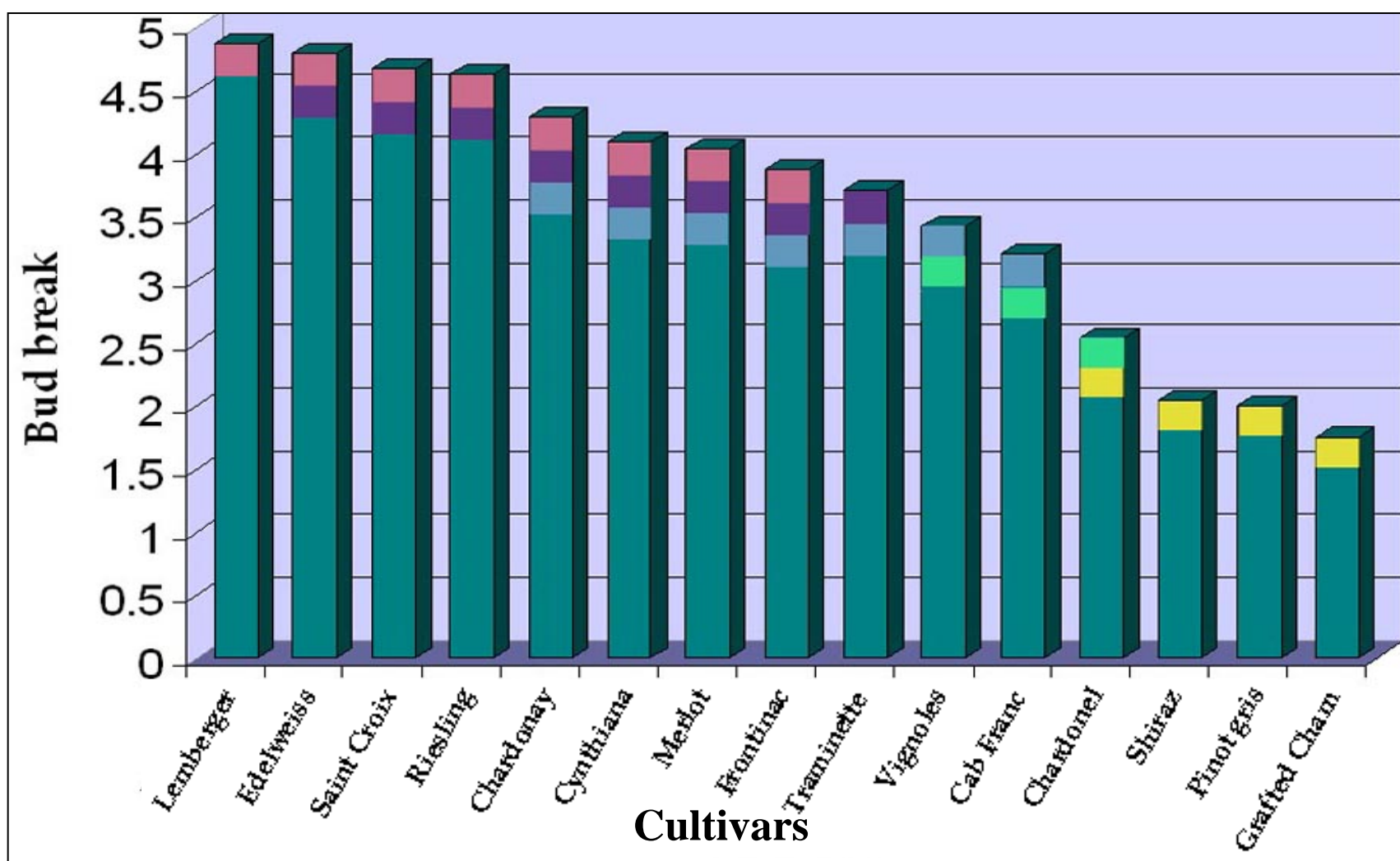


Figure 1. Using a 1 to 6 rating scale, where 1 represents tightly closed buds and 6 means buds have broken completely and shoots have begun to elongate. Based on observations of 12 plants for each cultivar (two 6-plant replications), April 18, 2002.

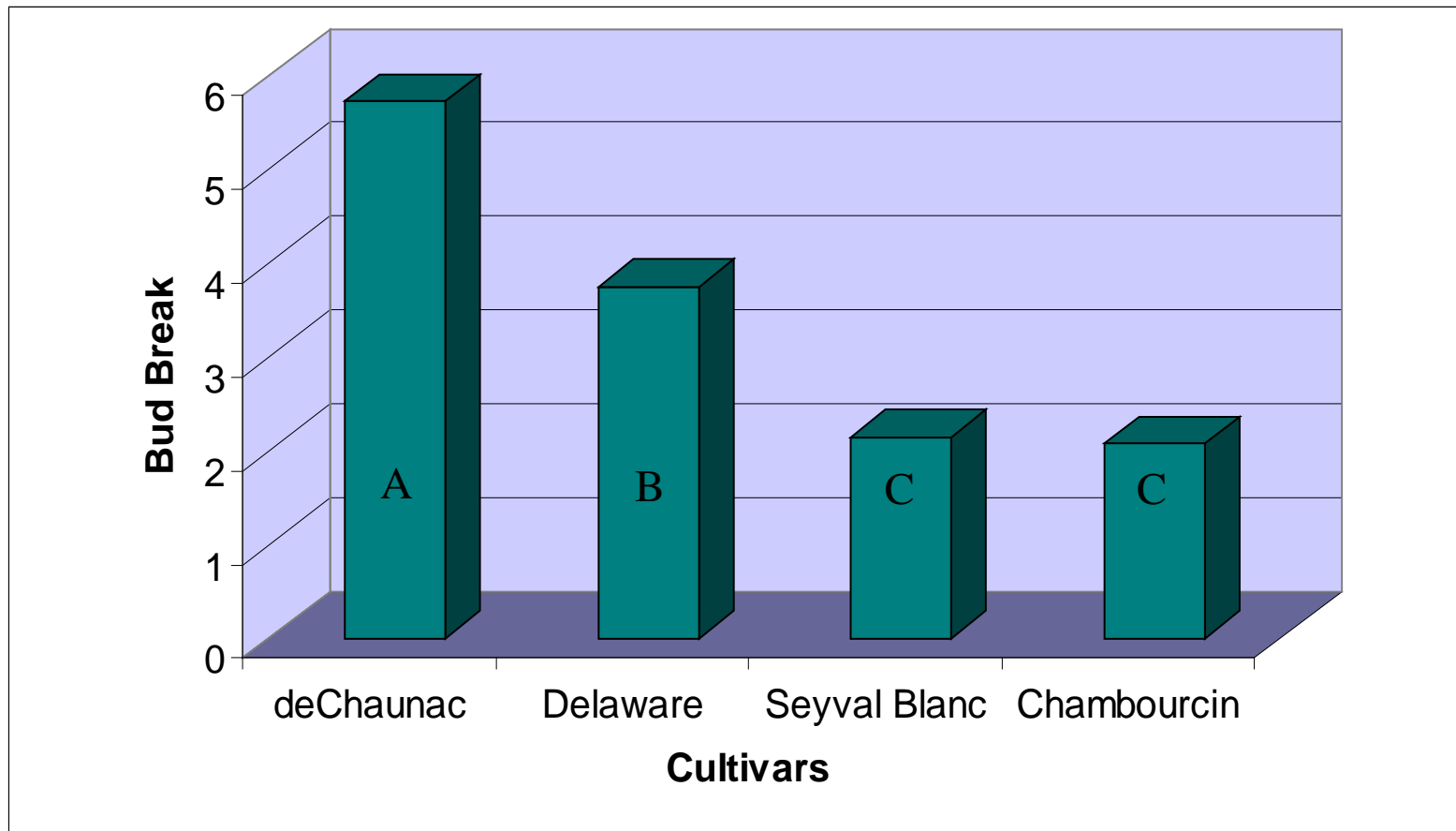


Figure 2. Comparison of bud break timing for four cultivars, using a 1 to 6 rating scale (see Fig.1). Based on observations of 24 plants for each cultivar (four 6-plant replications), April 18, 2002.

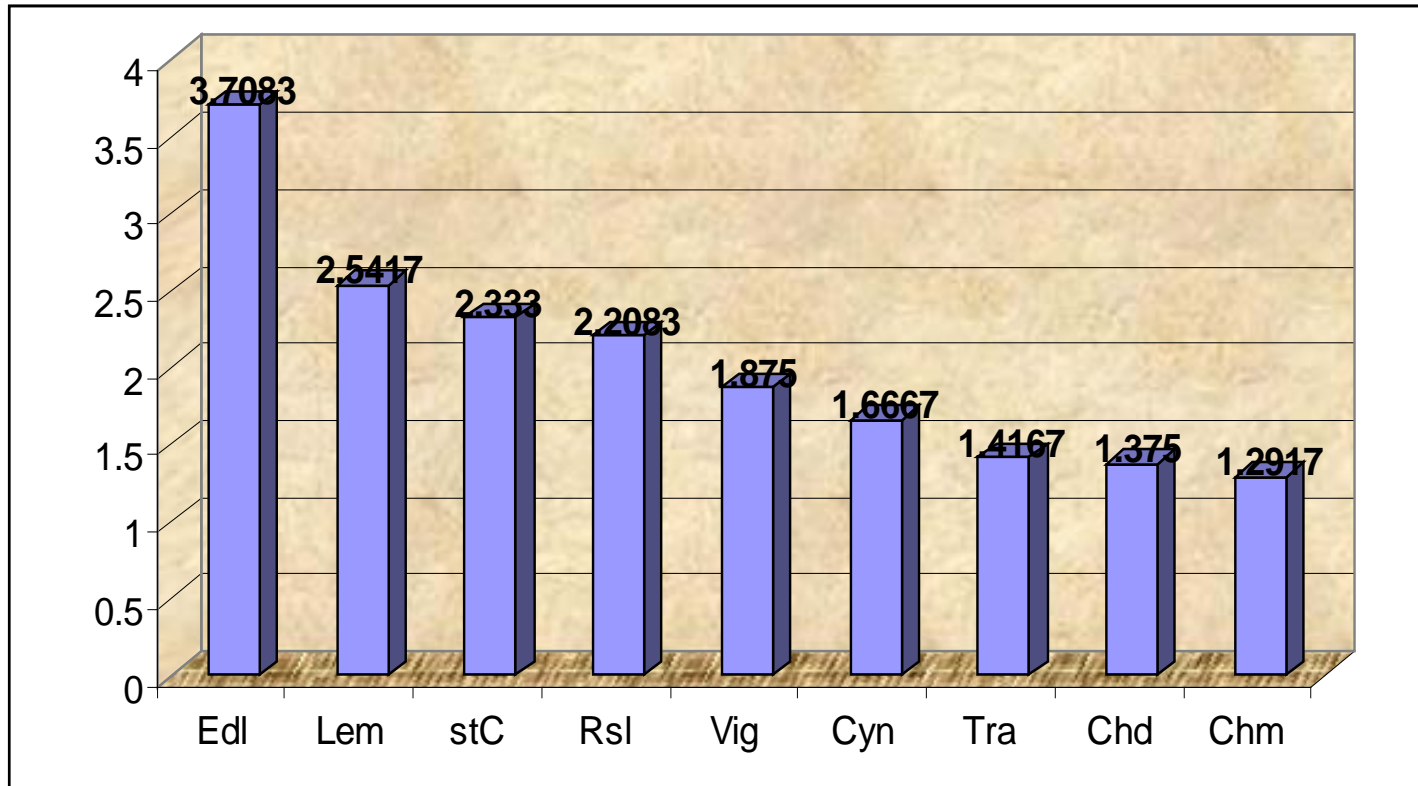


Figure 3. Using a 1 to 6 rating scale, where 1 represents tightly closed buds and 6 means buds have broken completely and shoots have begun to elongate. Cultivars compared are Edelweiss (Edl), Lemberger (Lem), Saint Croix, (StC), Riesling (Rsl), Vignoles (Vig), Cynthiana/Norton (Cyn), Traminette (Tra), Chardonel (Chd) and Chambourcin (Chm) on 3309C. Based on observations of 12 plants for each cultivar (two 6-plant replications), April 12, 2006.

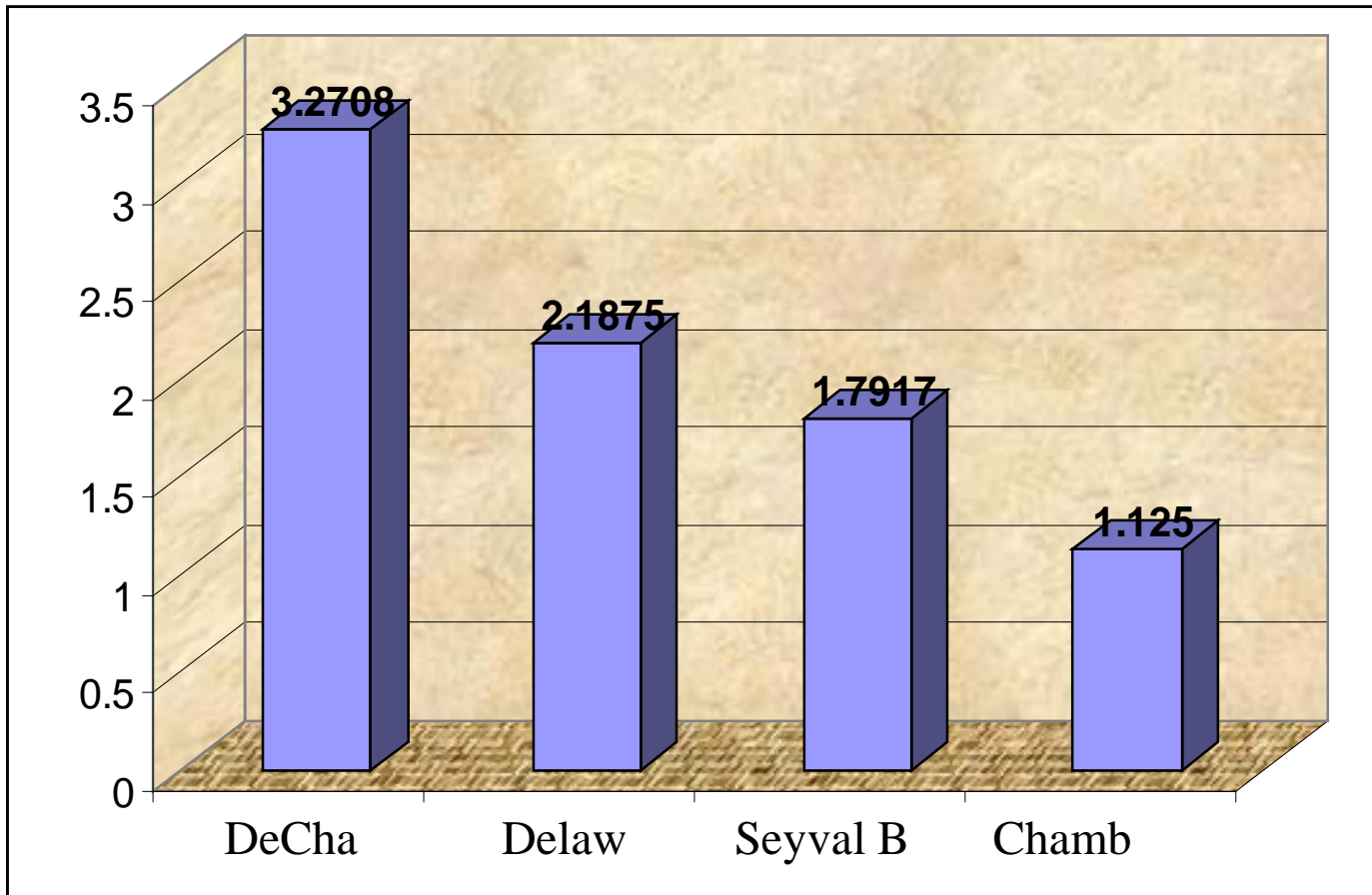


Figure 4. Comparison of bud break timing for four cultivars, using a 1 to 6 rating scale (see Fig.1) DeCha = deChaunac, Delaw = Delaware, Seyval B = Seyval Blanc and Chamb = Chambourcin (own rooted). Based on observations of 24 plants for each cultivar (four 6-plant replications), April 12, 2006.







2003 Thru 2009 Grape Yield in Pounds per Plant

Variety	Cultivar	2003	2004	2005	2006	2007	2008	2009	Average/ Variety
1	Frontenac	6.2	7.8	0.7	28.8	29	18.7	29	17.2
2	deChaunac	5.1	5.1	2.5	22.7	16	0	24.6	10.9
3	St. Croix	2.5	0	0	5.8	0	0	6.3	2.1
4	Valiant	9.3	6.2	9.3	24.2	22.6	22	24.2	16.8
6	Leon Millot	4.3	9.4	3.3	32.1	22.2	16	28.3	16.5
7	Seyval	2.1	4.1	5.5	10.6	0	0	8.4	4.4
8	Lacrosse	1	3.5	0.5	8.3	0	0	9	3.2
9	Edelweiss	2.2	2.9	0	2.3	5	0	4.5	2.4
10	Niagara	1.6	0.7	1.1	1.6	5.5	0	2	1.8
11	Chardonel	0	1.4	1.3	5.8	0	0	5.3	2.0
12	Cayuga White	4.4	3.6	0	5.5	0	0	6.2	2.8
13	Concord	3.6	5.2	0	1.5	0	0	3	1.9
14	Marechal Foch	2.1	9	3.4	19.5	20.3	14	20.7	12.7
15	Elvira	3.1	1.3	1.1	21.2	8	21	24.3	11.4
Average/ Year		3.4	4.3	2.1	13.6	9.2	6.6	14.0	7.6





Effects of Training System on Sunlight Penetration, Yield and Fruit Quality of 'Frontenac' (*Vitis* spp.)

Christina M. Bavougian*, Paul E. Read and Elizabeth Walter-Shea

*Department of Agronomy and Horticulture, University of Nebraska-Lincoln. 373 Plant Science Hall Lincoln, NE 68583-0724, USA [christina.huck@huskers.unl.edu].


This study investigated the effects of 5 trellis styles on the fruit-zone light environment, fruit chemical composition, and yield of 'Frontenac' grapes grown on a fertile site near Crete, Nebraska over 2 growing seasons. Photosynthetically active radiation (PAR) was measured above the canopy and within the fruiting zone at berry set, veraison, and harvest. Point quadrat canopy analysis was performed at veraison. Fruit was collected at harvest for chemical analysis (pH, per cent soluble solids, titratable acidity). At all sampling dates in 2008, vines grown on Geneva Double Curtain (GDC) and High Cordon (HC) trellises had significantly higher mid-day transmittances than vines grown on Smart Dyson (SD) and Vertical Shoot Positioned (VSP) training systems. In 2009, transmittance relationships between trellises were similar. In both years, leaf layer number was lower for GDC and HC than for SD and VSP. In 2008, GDC vines had higher fruit yield than VSP, SD, HC, and Scott Henry. In 2009, GDC yielded significantly more than VSP and HC. In 2008, trellises with higher transmittances produced higher quality fruit: GDC had higher pH and Brix than other trellises; titratable acidity (TA) was lower in GDC and HC than in SD and VSP. In 2009 fruit quality results were not related to transmittance. GDC and HC canopies had the highest transmittances on most sampling dates, but GDC vines had significantly higher yield and may produce better quality fruit. These results suggest GDC is the best training system for 'Frontenac' on high vigor sites in southeastern Nebraska.

Effects of Training System on Sunlight Penetration, Yield and Fruit Quality of 'Frontenac'

- ▶ Light transmittance highest for GDC and HC
- ▶ LLN lower for GDC and HC
- ▶ GDC had higher yield than HC, VSP, SD & SH
- ▶ Higher light transmittance (GDC) = higher quality fruit
 - ↑°Brix
 - ↑pH
 - ↓TA



Bud Break Research

- NAA (1000 ppm) & Amigo Oil significantly delayed bud break 2-6 days.
 - ‘Edelweiss’ yield was not affected.
 - Harvest parameters were not affected.
 - Bud position 5 was significantly delayed by applying NAA at 1000 ppm only in Jan.
 - Treatments had no effect on shoot length.
- 

Eastern Nebraska Grape Disease Severity – 2011

<u>Cultivar</u>	<u>Black Rot</u>	<u>Downy Mildew</u>	<u>Powdery Mildew</u>
Frontenac	X	O	O
St. Croix	X	O	X
Valiant	XX	X	X
Prairie Star	X	X	X
Marechal Foch	X	XX	X
Lacrosse	XX	XX	X

Rating Scale: XX = severe; X = moderate; 0 = absent or of no commercial concern.
Phomopsis (*Phomopsis viticola*) was not a problem in the 2011 growing season.



2,4-D damage on MN 1235

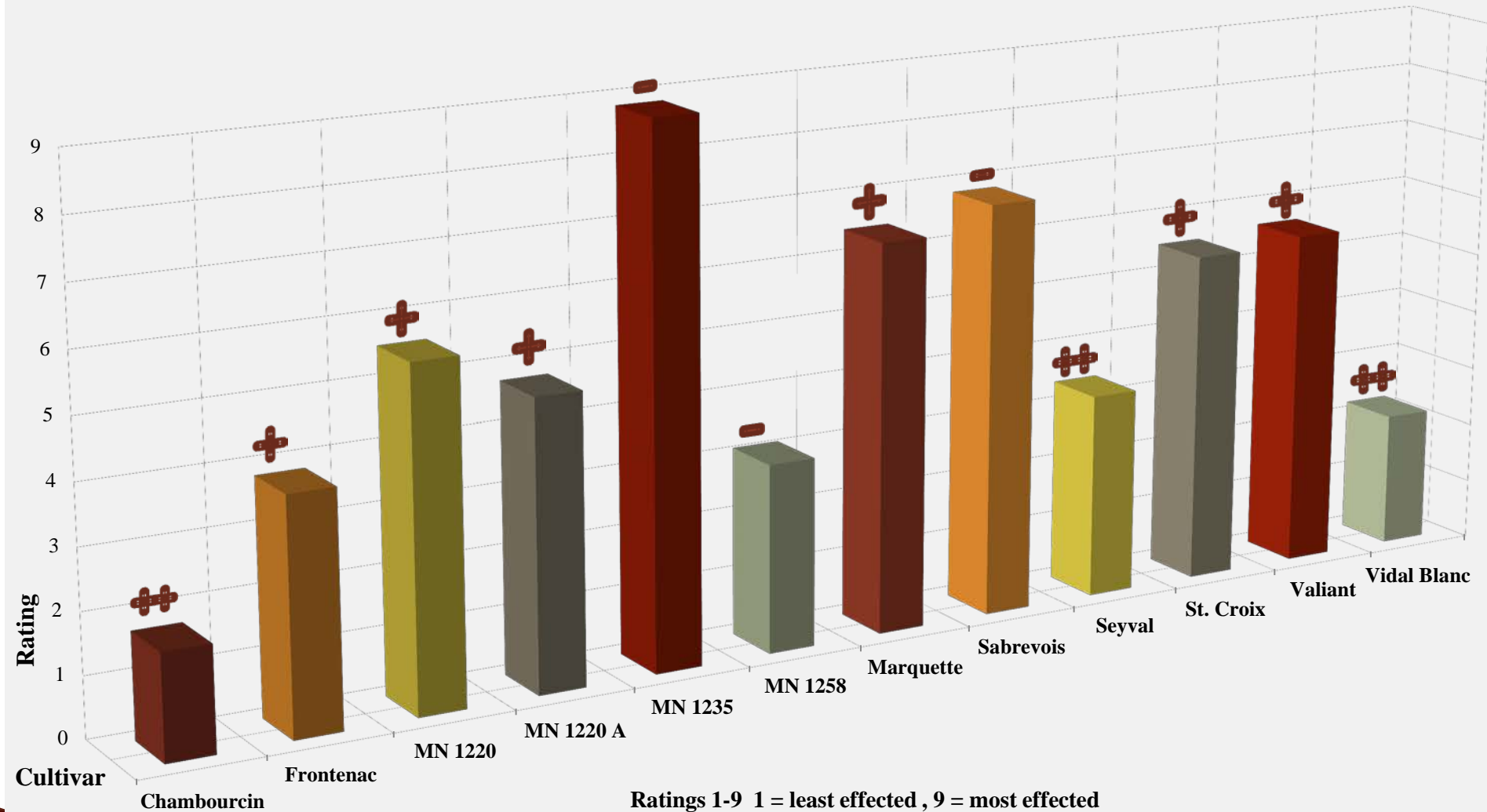
- Experienced complete fruit loss



Sabrevois

- Experienced complete fruit loss

Mean Visual 2,4-D Damage



Ratings 1-9 1 = least effected , 9 = most effected

++ close to normal crop + below normal crop -no or close to no crop



Thank You

